

MPX 120/700 277V SLIM

Direct current electronic drivers with DIP-SWITCH
Alimentatori elettronici in corrente continua con DIP-SWITCH

Made in Italy 

constant
CURRENT

RIPPLE
FREE

277
Vin

2.2

Multipower DIP-SWITCH drivers - Linear case
Alimentatori multipotenza con DIP-SWITCH - Formato lineare



Rated Voltage
Tensione Nominale

110 V
120 V
220 ÷ 240 V
277 V

Frequency

Frequenza
50/60 Hz

AC Operation range

Tensione di utilizzo AC
99 ÷ 305 V

DC Operation range

Tensione di utilizzo DC
(see page info15)
176 ÷ 280 V

Power

Potenza
20 ÷ 120 W

Output current ripple
≤ 3% ⁽¹⁾

Standards compliance

EN 50172 (VDE 0108)
EN 55015
EN 61000-3-2
EN 61000-3-3
EN 61347-1
EN 61347-2-13
EN 61547
EN 62384

Max. pcs for CB B16A

(see page info17)
30 pcs

In rush current

45A 100µsec

Article Articolo	Code Codice	P out W 220-277	P out W 120-127	P out W 110	V out DC ⁽¹⁾	I out DC	U out V	ta °C	tc °C	λ Power Factor	η max. Efficiency ⁽¹⁾
MPX 120/700 277V SLIM	127172 (ex 127171)	79	79	70	60...243	325 mA cost.	250	-25...+60	90	0,98 ⁽²⁾	> 94
		85	80	70	60...243	350 mA cost.					
		91	80	70	60...243	375 mA cost.					
		97	80	70	60...243	400 mA cost.					
		103	80	70	60...243	425 mA cost.					
		109	80	70	60...243	450 mA cost.					
		115	80	70	60...243	475 mA cost.					
		120	80	70	60...242	500 mA cost.					
		120	80	70	60...229	525 mA cost.					
		120	80	70	60...219	550 mA cost.					
		120	80	70	60...209	575 mA cost.					
		120	80	70	60...200	600 mA cost.					
		120	80	70	60...192	625 mA cost.					
		120	80	70	60...185	650 mA cost.					
		120	80	70	60...178	675 mA cost.					
120	80	70	60...172	700 mA cost.							

⁽¹⁾ Referred to $V_{in} = 230$ V, 100% load - Riferito a $V_{in} = 230$ V, carico 100%

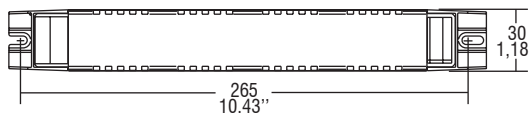
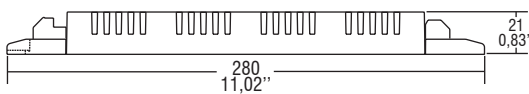
⁽²⁾ 0,98 for 110Vin - 25 ÷ 70 W / 0,98 for 120Vin - 25 ÷ 80 W / 0,93 C for 220 ÷ 240Vin - 35 ÷ 100 W / 0,90 for 277Vin - 50 ÷ 100 W

BUILT-IN

**SCREW
FIXING**

Weight - Peso gr. 140 / 4,9 oz.
Pcs - Pezzi 72

Compatible with ZHAGA (BL2/ZS5 H5D/ ZS5 H7D)

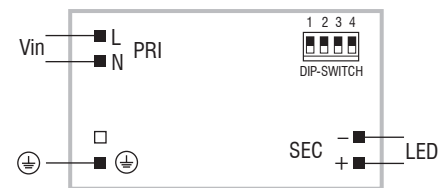


Features

- **Protection against 350V mains overvoltage.**
- Driver for built-in use.
- Multipower driver supplied with dip-switch for the selection of the output current.
- Active Power Factor Corrector.
- Current regulation ± 5 % including temperature variations.
- It can be used for lighting equipment in protection class I.
- Output is not isolated from the input.
- Input and output terminal blocks on opposite sides (wire cross-section up to 1,5 mm² / AWG15).
- Driver can be secured with slot for screws.
- Protections:
 - short circuits;
 - against mains voltage spikes;
 - against overloads.
- Thermal protection = C.5.e.

Wiring diagram - Schema di collegamento

(Max. LED distance on page info8 - Massima distanza LED a pagina info8)



Caratteristiche

- **Protezione contro sovratensione di rete fino a 350V.**
- Alimentatore da incorporare.
- Alimentatore multipotenza fornito di dip-switch per la selezione della corrente in uscita.
- PFC attivo.
- Corrente regolata ± 5 % incluse variazioni di temperatura.
- Utilizzabile per apparecchi di illuminazione in classe di protezione I.
- Uscita non isolata dall'ingresso.
- Morsetti di entrata e uscita contrapposti (sezione cavo fino a 1,5 mm² / AWG15).
- Fissaggio dell'alimentatore tramite asole per viti.
- Protezioni:
 - al cortocircuito;
 - contro le extra-tensioni di rete;
 - contro i sovraccarichi.
- Protezione termica = C.5.e.

The data shown are preliminary and may change - I dati riportati sono preliminari e potrebbero subire variazioni

7
YEARS
WARRANTY
3% FAILURE RATE

10
YEARS
WARRANTY
5% FAILURE RATE

PRODUCER'S LIABILITY
TCI

10 YEARS WARRANTY TO YEARS
ACCORDING TO THE CATERING
CONDITIONS 2014